


Getting your Covid-19 vaccination

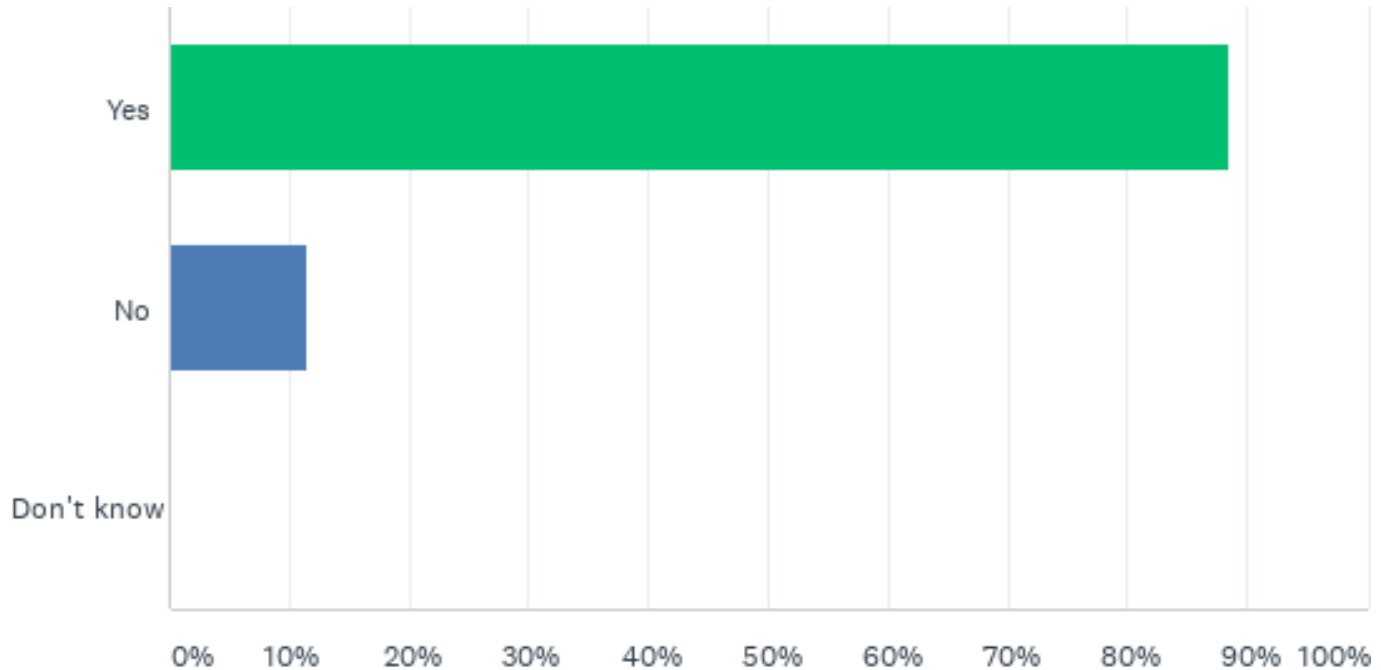


3978
Total Responses



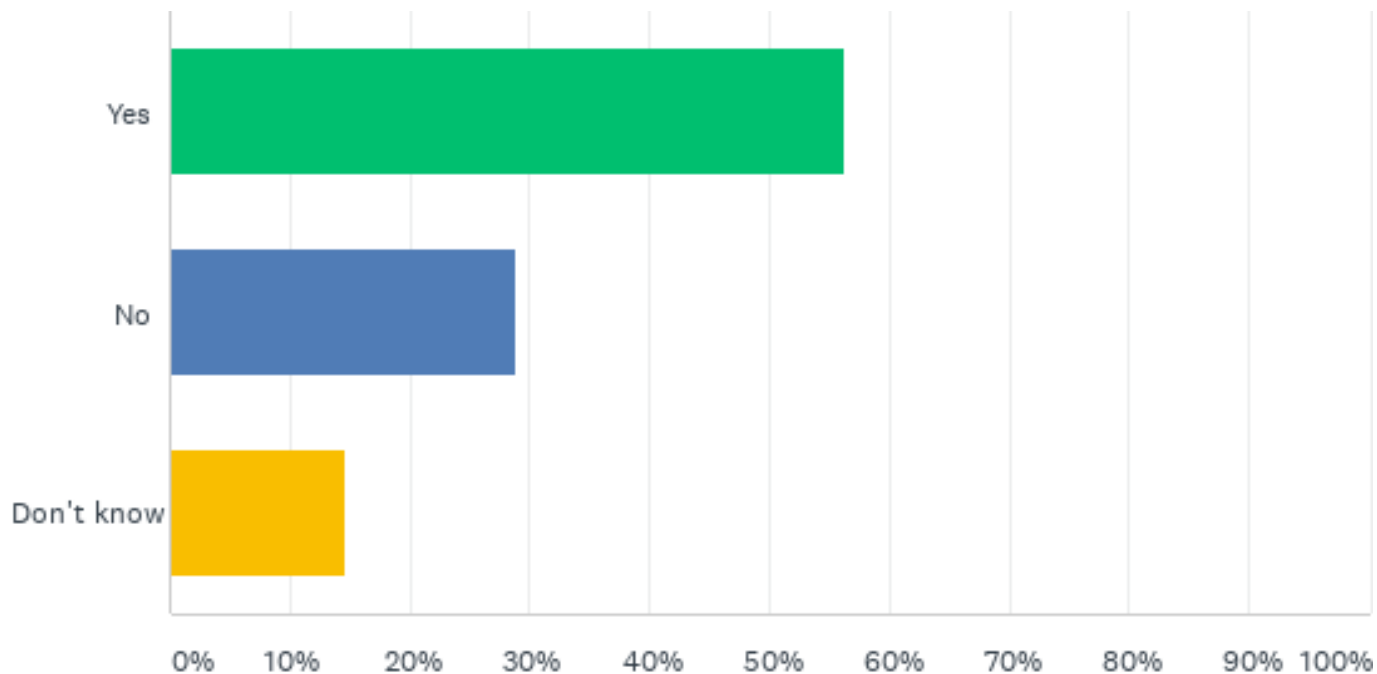
Have you had your Covid-19 vaccination yet?

Answered: 3,968 Skipped: 10



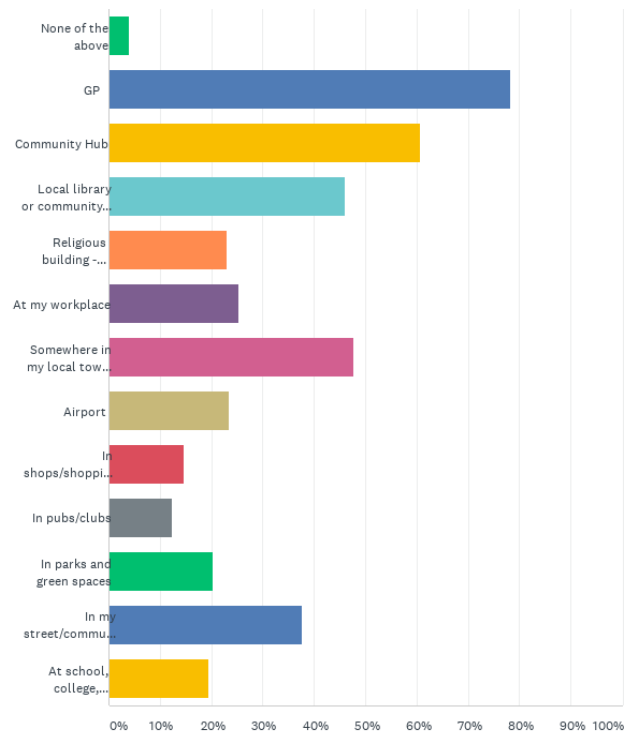
Will you get the vaccine when your are invited to attend a vaccination session?

Answered: 456 Skipped: 3,522



When the vaccine is available for you, where would you like to go to get vaccinated?

Answered: 252 Skipped: 3,726



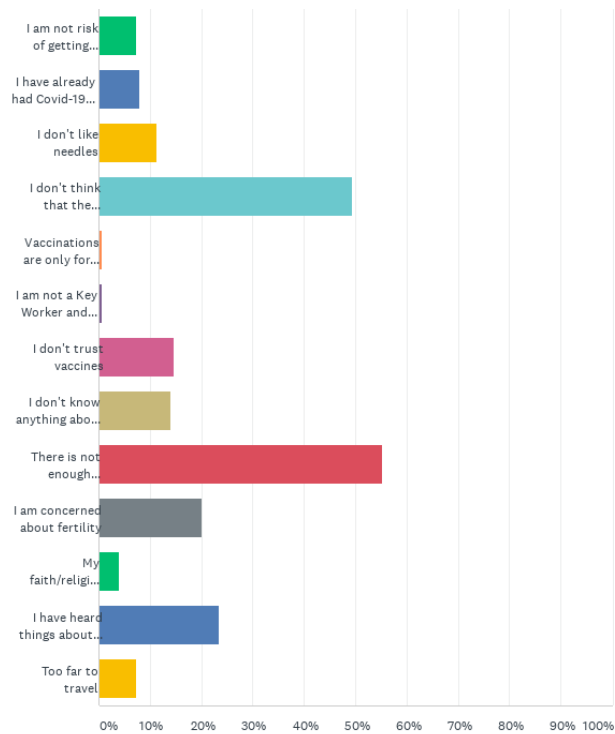
When the vaccine is available for you, where would you like to go to get vaccinated?

Answered: 252 Skipped: 3,726

| ANSWER CHOICES | RESPONSES | |
|---|-----------|-----|
| None of the above | 3.97% | 10 |
| GP | 78.17% | 197 |
| Community Hub | 60.71% | 153 |
| Local library or community centre | 46.03% | 116 |
| Religious building - Church, Mosque, Gurdwara, Temple etc | 23.02% | 58 |
| At my workplace | 25.40% | 64 |
| Somewhere in my local town centre | 47.62% | 120 |
| Airport | 23.41% | 59 |
| In shops/shopping centres | 14.68% | 37 |
| In pubs/clubs | 12.30% | 31 |
| In parks and green spaces | 20.24% | 51 |
| In my street/community via a mobile 'jab van' | 37.70% | 95 |
| At school, college, University | 19.44% | 49 |
| Total Respondents: 252 | | |

Please tell us why you will not be getting vaccinated

Answered: 150 Skipped: 3,828

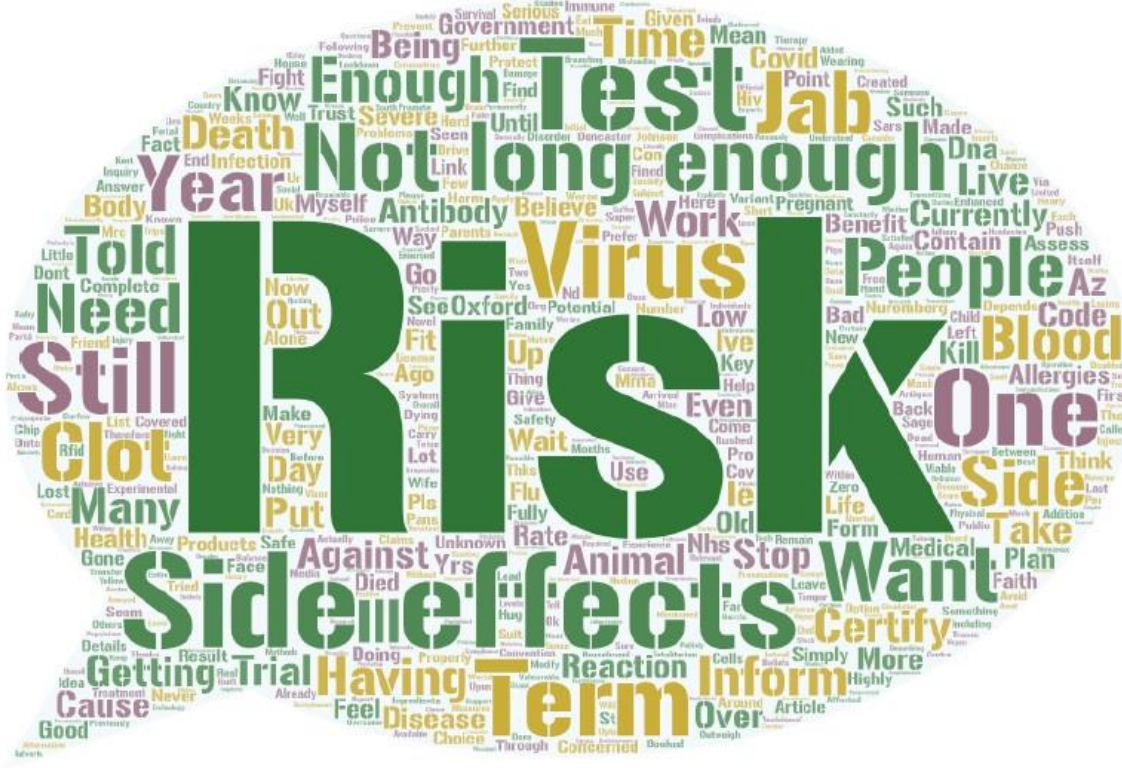


Please tell us why you will not be getting vaccinated

Answered: 150 Skipped: 3,828

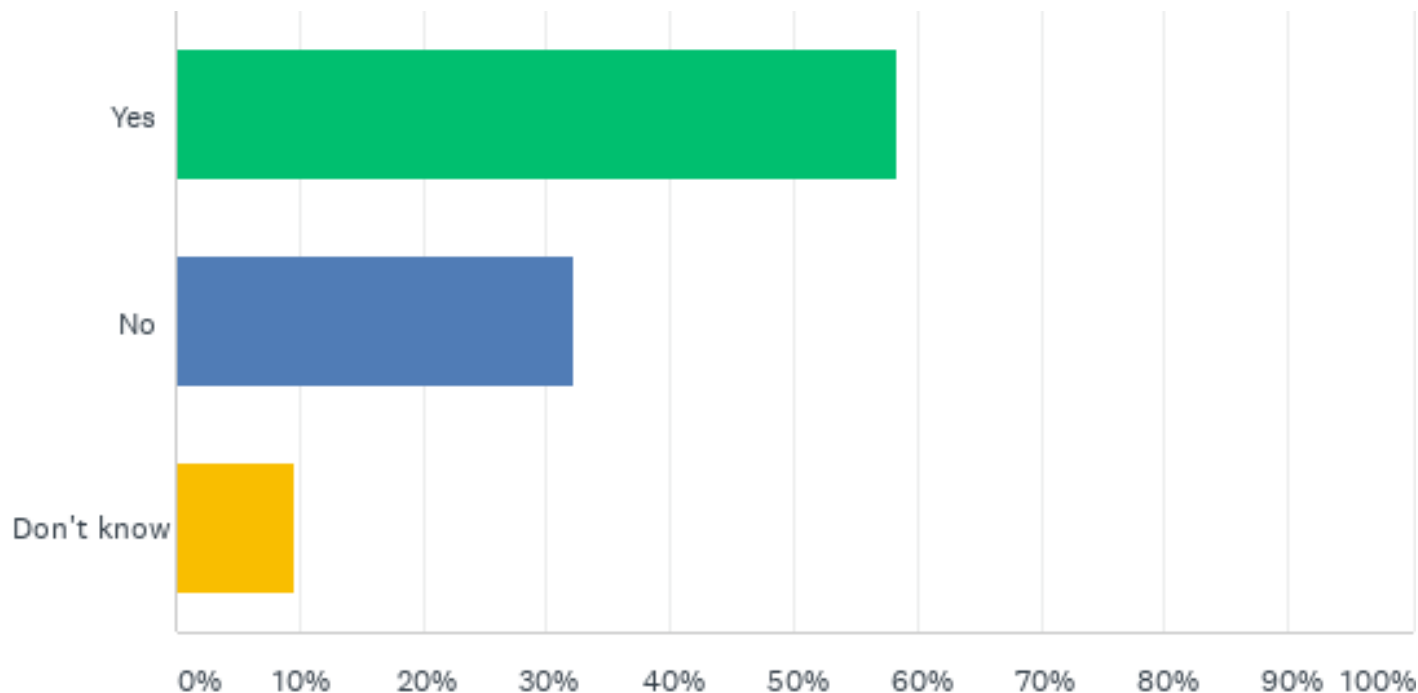
| ANSWER CHOICES | RESPONSES | |
|---|-----------|----|
| I am not risk of getting Covid-19 | 7.33% | 11 |
| I have already had Covid-19 and I think that I am immune | 8.00% | 12 |
| I don't like needles | 11.33% | 17 |
| I don't think that the vaccine is safe | 49.33% | 74 |
| Vaccinations are only for old people | 0.67% | 1 |
| I am not a Key Worker and therefore I don't need it | 0.67% | 1 |
| I don't trust vaccines | 14.67% | 22 |
| I don't know anything about the vaccine | 14.00% | 21 |
| There is not enough information about the vaccine | 55.33% | 83 |
| I am concerned about fertility | 20.00% | 30 |
| My faith/religious beliefs prevent me from getting vaccinated | 4.00% | 6 |
| I have heard things about the vaccine on social media and it worries me | 23.33% | 35 |
| Too far to travel | 7.33% | 11 |
| Total Respondents: 150 | | |

Why will you not be getting vaccinated?



Do you think that you have had enough information about Covid-19 vaccines and the vaccination process?

Answered: 429 Skipped: 3,549



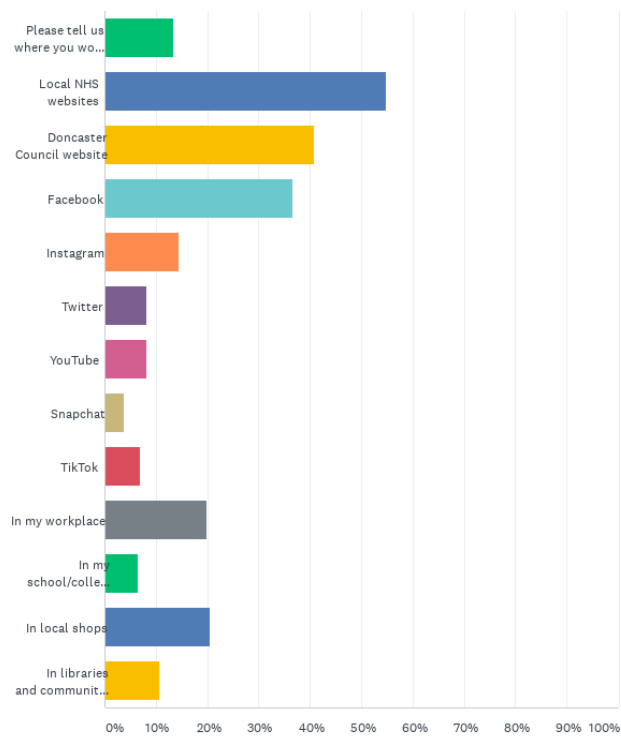
Do you think that you have had enough information about Covid-19 vaccines and the vaccination process?

Answered: 429 Skipped: 3,549

| ANSWER CHOICES | RESPONSES | |
|----------------|-----------|-----|
| Yes | 58.28% | 250 |
| No | 32.17% | 138 |
| Don't know | 9.56% | 41 |
| TOTAL | | 429 |

Where would you like to see more information about the Covid-19 vaccine and the vaccination process?

Answered: 186 Skipped: 3,792



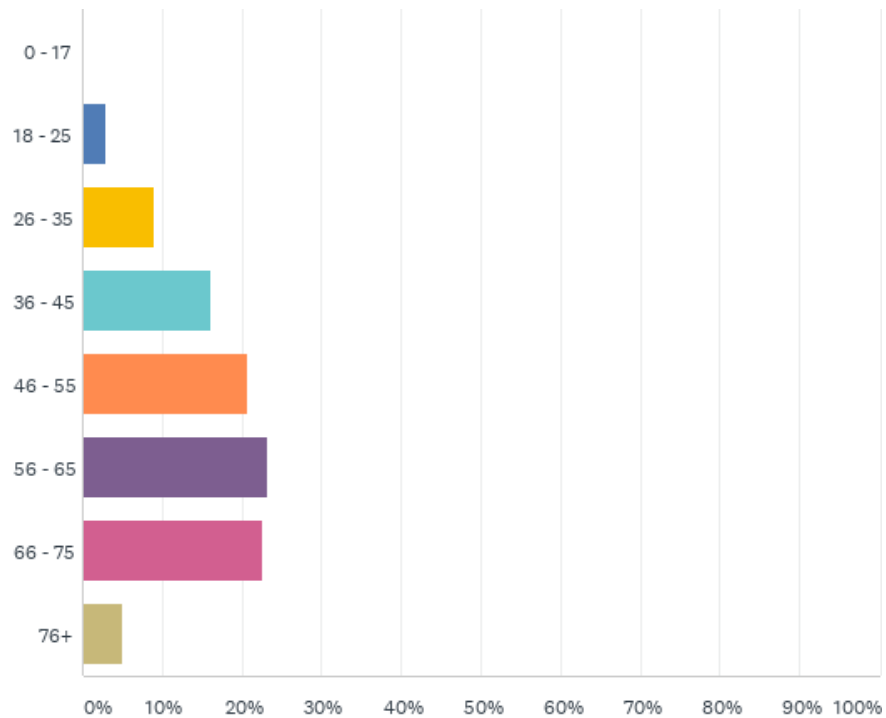
Where would you like to see more information about the Covid-19 vaccine and the vaccination process?

Answered: 186 Skipped: 3,792

| ANSWER CHOICES | RESPONSES | |
|--|-----------|-----|
| Please tell us where you would like to see more info | 13.44% | 25 |
| Local NHS websites | 54.84% | 102 |
| Doncaster Council website | 40.86% | 76 |
| Facebook | 36.56% | 68 |
| Instagram | 14.52% | 27 |
| Twitter | 8.06% | 15 |
| YouTube | 8.06% | 15 |
| Snapchat | 3.76% | 7 |
| TikTok | 6.99% | 13 |
| In my workplace | 19.89% | 37 |
| In my school/college/university | 6.45% | 12 |
| In local shops | 20.43% | 38 |
| In libraries and community centres | 10.75% | 20 |
| Total Respondents: 186 | | |

How old are you?

Answered: 3,479 Skipped: 499



What's your ethnic background? Please state all the apply

Answered: 3,453 Skipped: 525

| ANSWER CHOICES | RESPONSES | |
|--|-----------|-------|
| Asian/Asian British - Bangladeshi | 0.12% | 4 |
| Asian/Asian British - Indian | 0.29% | 10 |
| Asian/Asian British - Pakistani | 0.14% | 5 |
| Asian/Asian British - Other | 0.17% | 6 |
| Black/Black British - African | 0.17% | 6 |
| Black/Black British - Caribbean | 0.00% | 0 |
| Black/Black British - Other | 0.09% | 3 |
| Chinese | 0.12% | 4 |
| Mixed Race - White and Asian | 0.41% | 14 |
| Mixed Race - White and Black African | 0.03% | 1 |
| Mixed Race - White and Black Caribbean | 0.20% | 7 |
| Mixed Race - Other | 0.14% | 5 |
| White British | 96.03% | 3,316 |
| White Irish | 0.64% | 22 |
| White Other | 1.94% | 67 |
| Total Respondents: 3,453 | | |

Where do you live?

